


nopa[®] instruments



 INFORMATION PLUS
endoscopic
facelift



We expressly point out that the products shown / mentioned may only be used and operated by trained specialist personnel with the appropriate qualifications, and for the proper, intended and prescribed purpose as specified in the operating instructions. Improper and/or non-prescribed use of the products may lead to serious and undesirable consequences as well as complications.

Wir weisen ausdrücklich darauf hin, dass die gezeigten / genannten Produkte nur von ausgebildetem Fachpersonal mit entsprechender Qualifikation und unter der Voraussetzung des sachgemäßen, zweckbestimmten und bestimmungsgemäßen Gebrauchs, laut Angaben der Bedienungsanleitung verwendet und eingesetzt werden dürfen. Unsachgemäße und die nicht bestimmungsmäßige Verwendung der Produkte, kann zu schwerwiegenden und unerwünschten Folgen, sowie Komplikationen führen.



Est.

1982

hopa

nopa facelift instruments have been developed for endoscopic aesthetic surgical procedures. The instruments **are shaped to fit facial characteristics and designed for specific surgical methods. The anatomically shaped instruments are supportive to accomplish a successful surgery.**

The ergonomically designed handles ensure greater comfort and better control during surgery.

Following the recommendation of specialists for endoscopic facelifting, the most common operation methods and the most popular literature, nopa instruments composed a set recommendation and selection of high quality surgical instruments.

The listed instruments allow to perform:

>> **endoscopic forehead lift**

>> **endoscopic eye brow lift**

>> **endoscopic midface lift**



SET

suggested instrument set

ZS 345/00

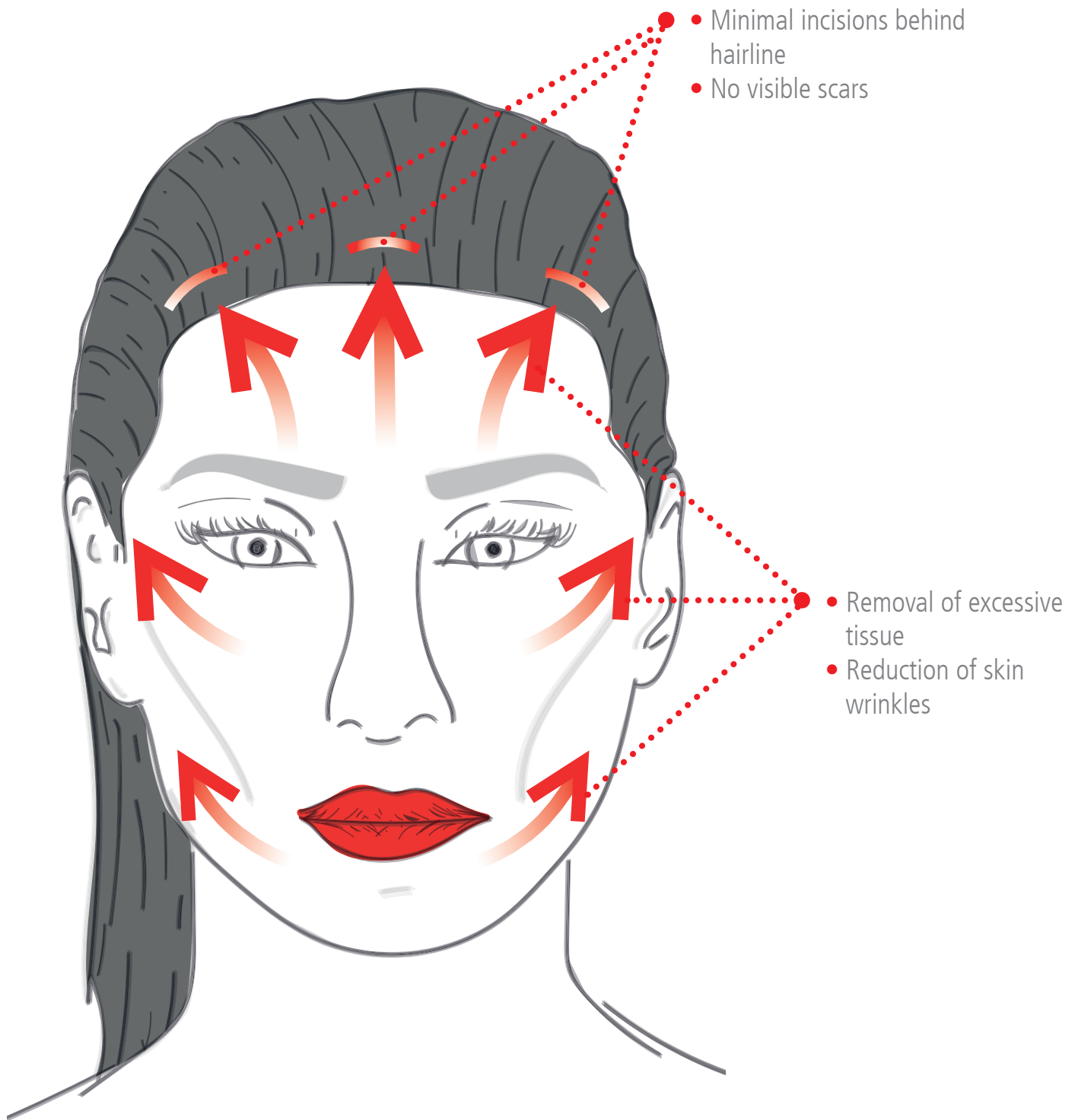
Art.No.	Description	Qty.
AK 456/01	OPTICAL DISSECTOR FOR PLAST. ENDOSCOPES 4.0 MM 30° TYP1	1
KA 690/08	LANGENBECK PERIOST-ELEV. 8 MM 19.5 CM	1
KA 709/01	nopa MIDFACE FASCIA DISSECTOR, 23.0 CM	1
KA 709/02	nopa TEMPORAL „T“ DISSECTOR, 25.0 CM	1
KA 709/03	nopa PERIOSTEAL FOREHEAD ELEVATOR, 26.0 CM	1
KA 709/04	nopa ARCUS MARGINALIS DISSECTOR, 25.5 CM	1
KA 709/05	nopa FLAP DISSECTOR, 25.0 CM	1
KA 709/06	nopa FRONTOTEMPORAL DISSECTOR, STRAIGHT, 24.0 CM	1
KA 709/07	nopa FRONTOTEMPORAL DISSECTOR, CURVED, 24.0 CM	1
KA 709/30	nopa ZYGOMATIC ARCH ELEVATOR, 22.5 CM	1
KA 709/31	nopa PARIETAL PERIOSTAL ELEVATOR, 26.5 CM	1
KA 709/32	nopa FACELIFT ELEVATOR, 1/4 CURVED, 23.5 CM	1
KA 709/33	nopa FACELIFT ELEVATOR, FULL CURVED, 23.5 CM	1
KA 709/34	nopa FACELIFT ELEVATOR, HALF CURVED, 23.5 CM	1
KA 709/37	nopa ORBITAL RIM DISSECTOR, HALF CURVED, 23.5 CM	1
KA 709/38	nopa FACELIFT DISSECTOR, STRAIGHT, 21.0 CM	1
KA 709/39	nopa FACELIFT DISSECTOR, CURVED, 23.5 CM	1
KA 709/40	nopa NERVE DISSECTOR, HALF CURVED, 23.5 CM	1
SK 305/06	WIRE BASKET, 485 X 255 X 60 MM	1
SU 515/29	ENDOSCOPY WIRE BASKET 290 X 80 X 52 MM	1
SX 432/02	SILICON MAT 225 X 225 MM	2
XM 010/00*	HANDLE, INSULATED, ROTATABLE	1
XM 020/18	SHAFT, 18.0 CM, Ø 5.0 MM	1
XM 139/18	METZENBAUM, SCISSORS, CURVED, 18.0 CM, Ø 5.0 MM	1
XM 170/18	DOLPHIN, GRASPING FORCEPS, 18.0 CM, Ø 5.0 MM	1
XM 295/18	METZENBAUM, SCISSORS, CURV. JAWS, CURV., HORIZ., 18.0 CM, Ø 3.0 MM	1
XM 296/18	DOLPHIN, GRASPING FORCEPS, SHAFT CURVED, HORIZ., 18.0 CM, Ø 3.0 MM	1
XP 701/43	OPTIC F. ARTHROSCOPY/SINUSCOPY 4.0 MM 30°	1

*alternative handle **with** ratchet **XM 014/00**

Basic instruments for FACELIFT: Set Rhytidectomy **ZS 346/00**

For further dissectors / elevators kindly refer to our catalogue „ENT / plastic surgery“, section **KA**.

benefits of
endoscopic facelift



12,0 mm



nopa MIDFACE FASCIA DISSECTOR

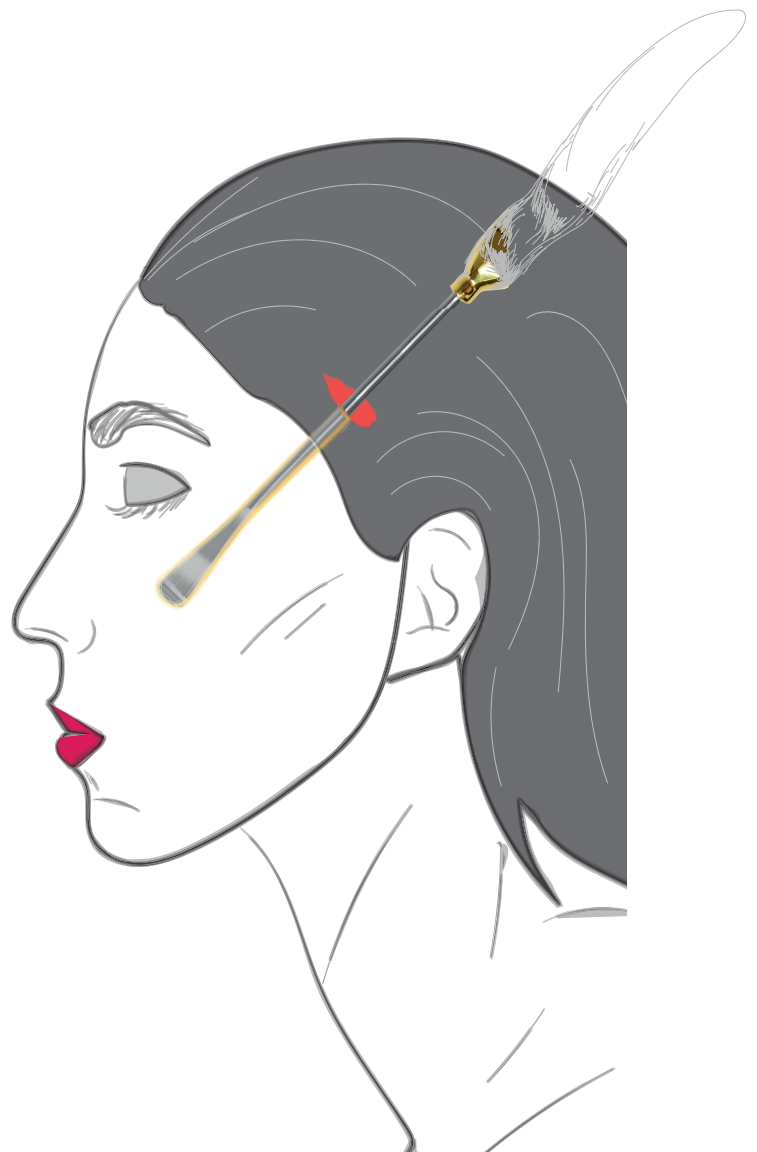
Example figure - surgical procedure

Used for:

- dissection / elevation

Area:

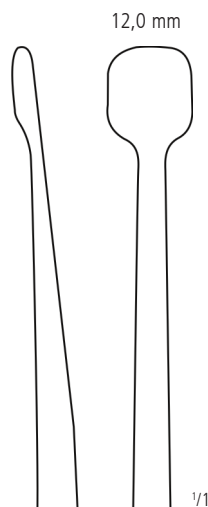
- facial attachments to the masseter muscle



KA 709/01
23,0 cm/9 1/8"



KA 709/02
25,0 cm/9³/₄"



nopa TEMPORAL „T“ DISSECTOR

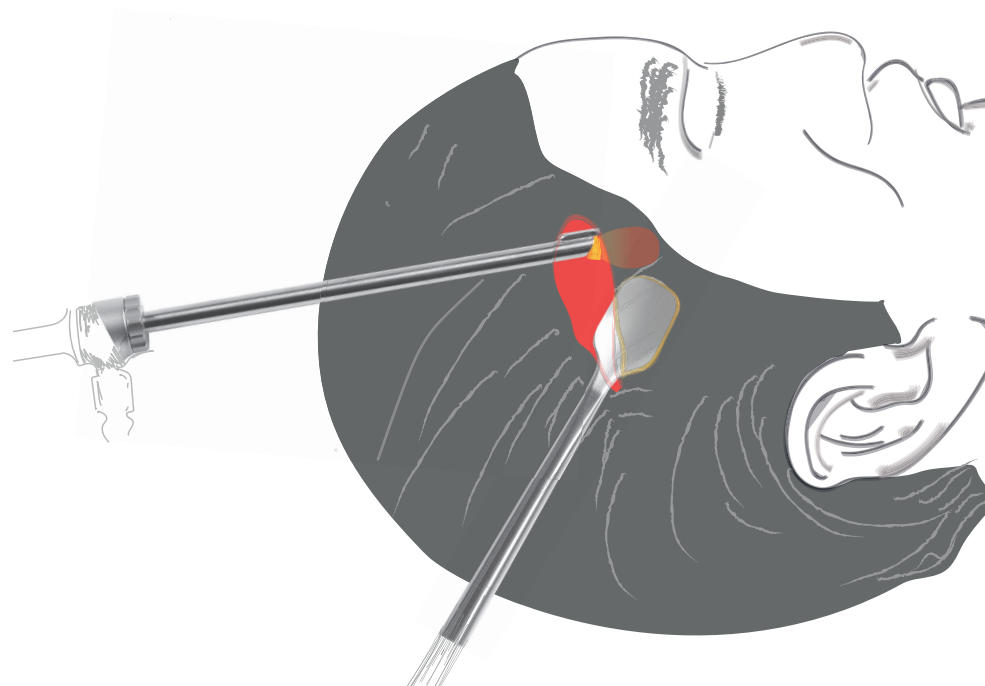
Example figure - surgical procedure

Used for:

- dissection / elevation

Area:

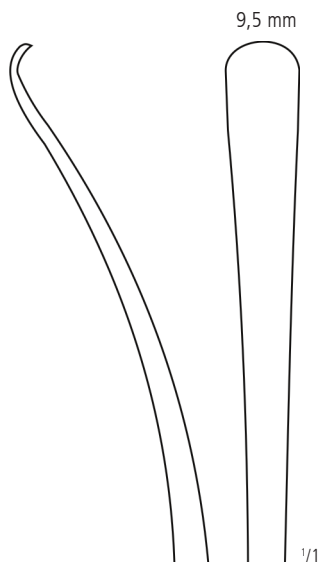
- periosteum and superficial temporal fascia at the superior temporal line
- zygomatic arch (separation)





1/1

KA 709/03
26,0 cm/10¹/₄"



9,5 mm

1/1

nopa PERIOSTEAL FOREHEAD ELEVATOR

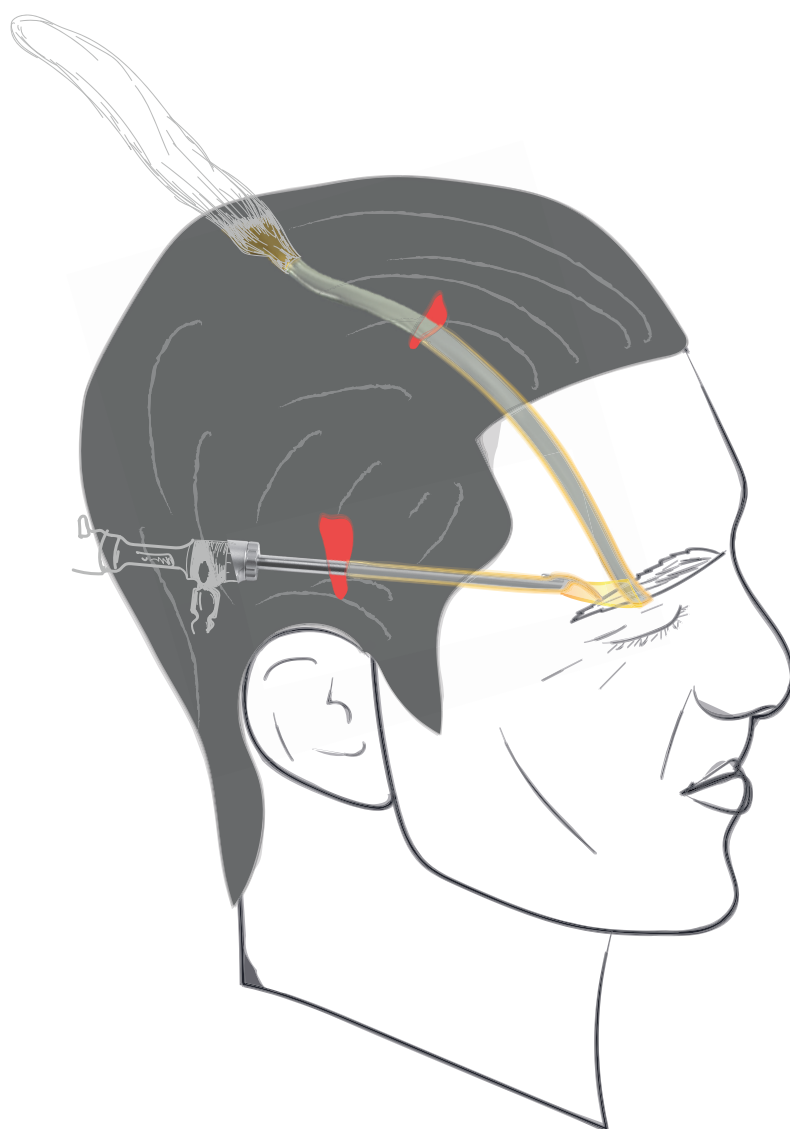
Example figure - surgical procedure

Used for:

- elevation (after the arcus marginalis release)

Area:

- orbital rim periosteum





nopa ARCUS MARGINALIS DISSECTOR

Example figure - surgical procedure

Used for:

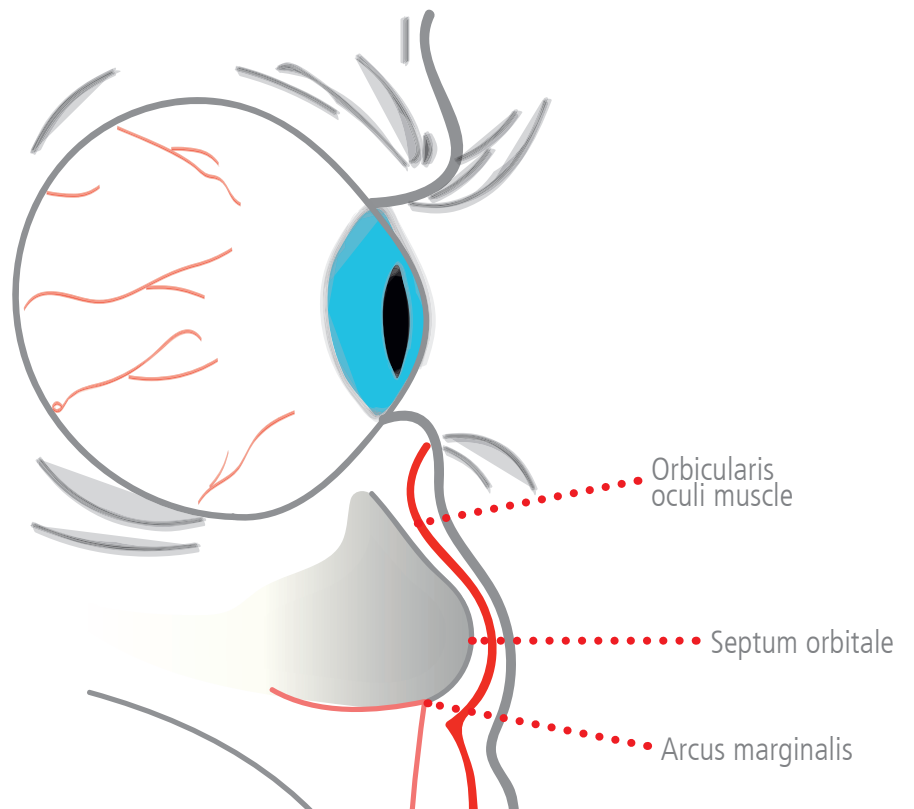
- separation

Area:

- pericranium at the arcus marginalis

Tip:

- designed to accomodate the orbital rim

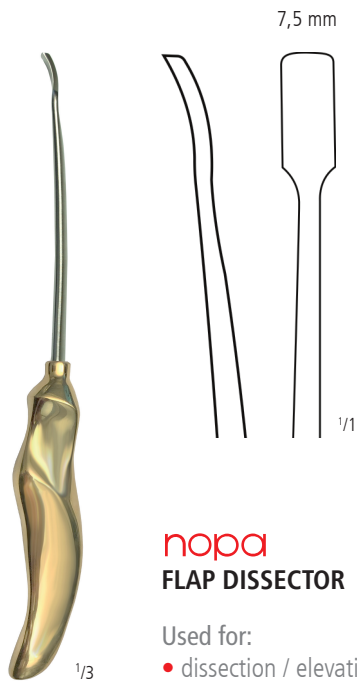


KA 709/04
25,5 cm/10"

overview additional dissectors / elevators



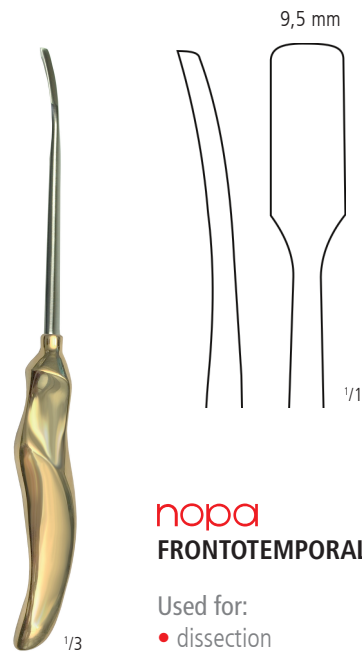
To provide advantages for aesthetic surgeons, curvatures and tips are specifically crafted to fit facial shapes. The length of the shaft is designed to allow an easy access to the glabellar region. To ensure atraumatic elevation, specific instruments of nopa are designed with rounded edges.



nopa
FLAP DISSECTOR

Used for:
• dissection / elevation

KA 709/05
25,0 cm/9³/₄"

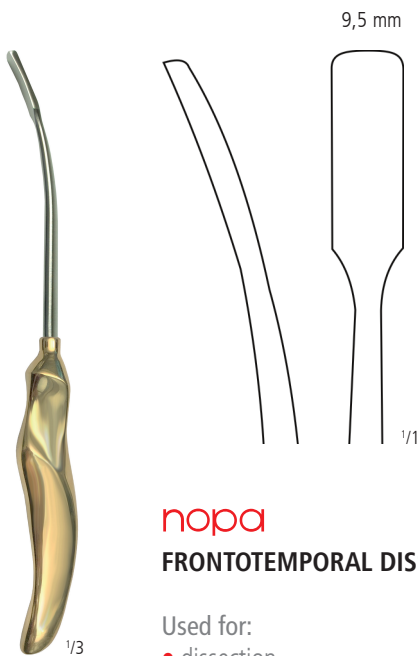


nopa
FRONTOTEMPORAL DISSECTOR, STRAIGHT

Used for:
• dissection

KA 709/06
24,0 cm/9¹/₂"

Area:
• scalp (initial subperiosteal)

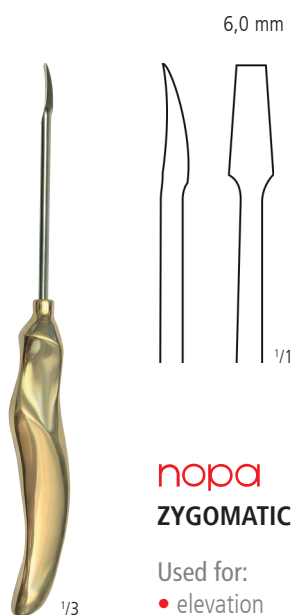


nopa
FRONTOTEMPORAL DISSECTOR, CURVED

Used for:
• dissection

KA 709/07
24,0 cm/9¹/₂"

Area:
• scalp (initial subperiosteal)

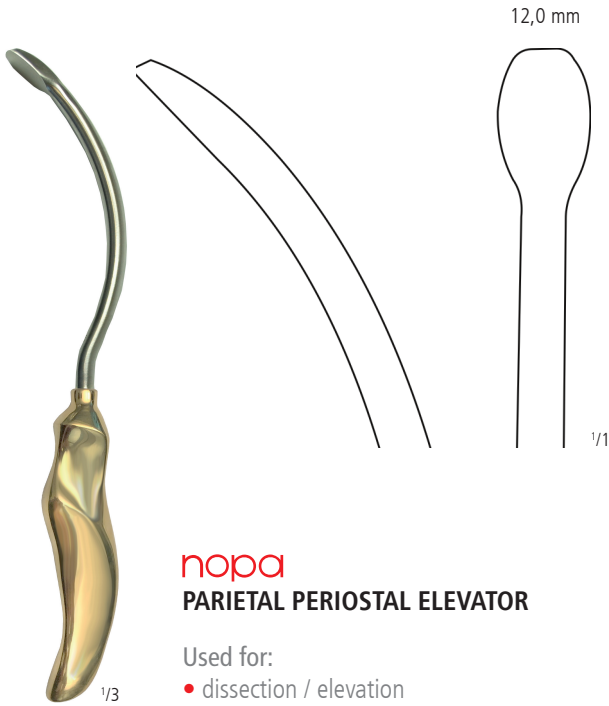


nopa
ZYGOMATIC ARCH ELEVATOR

Used for:
• elevation

KA 709/30
22,5 cm/8³/₄"

Area:
• forehead / eyelid (zygomatic arch)

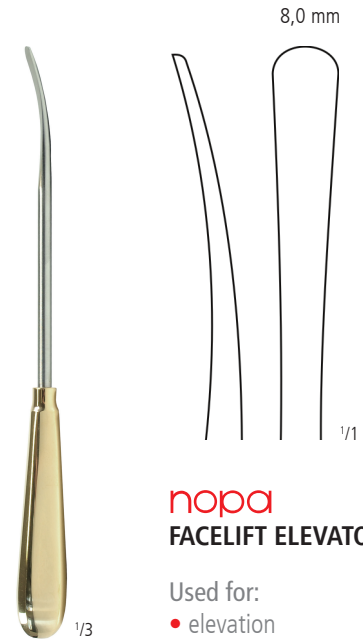


nopa
PARIETAL PERIOSTAL ELEVATOR

Used for:
 • dissection / elevation

Area:
 • scalp

KA 709/31
 26,5 cm/9³/₄"




nopa
FACELIFT ELEVATOR, 1/4 CURVED

Used for:
 • elevation

Area:
 • forehead

KA 709/32
 23,5 cm/9¹/₂"



nopa
FACELIFT ELEVATOR, FULL CURVED

Used for:
 • elevation

Area:
 • forehead

KA 709/33
 23,5 cm/9¹/₂"



nopa
FACELIFT ELEVATOR, HALF CURVED

Used for:
 • elevation

Area:
 • forehead

KA 709/34
 23,5 cm/9¹/₄"

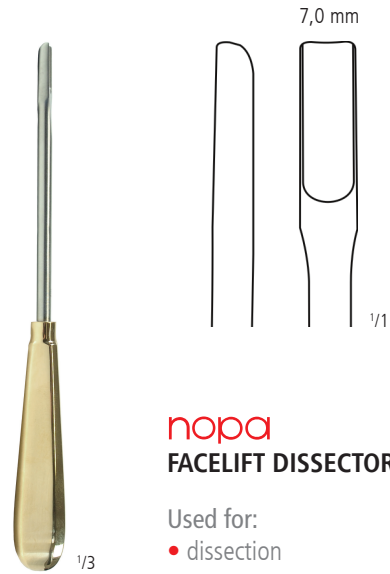


nopa
ORBITAL DISSECTOR, HALF CURVED

Used for:
 • dissection / elevation

Area:
 • orbital rim

KA 709/37
 23,5 cm/9 1/4"



nopa
FACELIFT DISSECTOR, STRAIGHT

Used for:
 • dissection

KA 709/38
 21,0 cm/8 1/4"



nopa
FACELIFT DISSECTOR, CURVED

Used for:
 • dissection

KA 709/39
 23,5 cm/9 1/4"



nopa
NERVE DISSECTOR, HALF CURVED

Used for:
 • dissection

KA 709/40
 23,5 cm/9 1/4"

ENT General Sets

ENT Basic	ZS 250/00
Ear Nose Throat	ZS 251/00
Examination and Treatment	ZS 252/00
ENT Endoscopy	ZS 253/00
Micro Motor System	ZS 254/00

ENT Nasal + Plastic Sets

Rhinoplasty	ZS 260/00
Basic Rhinoplasty	ZS 261/00
Septum Surgery Basic	ZS 262/00
Antrum Endonasal	ZS 263/00
Ethmoid Nasal	ZS 264/00
Endonasal	ZS 265/00
Antrostomy / Sinus Surgery	ZS 266/00
Nasal Soft Tissue	ZS 267/00
Plastic Repair	ZS 268/00
Septoplasty	ZS 269/00
Rhinoplasty & Submucous Resection	ZS 270/00
Submucous Resection of Nasal Septum	ZS 271/00
Polypectomy Nasal	ZS 272/00
Basic Plastic Surgery	ZS 273/00
FESS	ZS 274/00

ENT Ear + Plastic Sets

Antrotomy	ZS 290/00
Otoplasty	ZS 291/00
Anthelix Otoplasty	ZS 292/00
Rib Harvest	ZS 293/00
Costal Cartilages Harvesting	ZS 294/00
Cochlear Basic	ZS 295/00
Minor Ear	ZS 296/00
Ear Microsurgery	ZS 297/00
Myringotomy Foreign Body	ZS 298/00
Aural Polyp	ZS 299/00
Ear - Foreign Body Removal	ZS 300/00
Mastoidectomy	ZS 301/00
Tympanoplasty Pediatric	ZS 302/00
Tympanoplasty and Stapedectomy	ZS 303/00
Stapedectomy and Stapesplasty	ZS 304/00
Drainage Set for Tympanic Cavity	ZS 305/00

ENT Throat + Plastic Sets

Tracheotomy Set 2	ZS 315/00
Salivary Duct	ZS 316/00
Intubation Kit (Adult - Infant)	ZS 317/00
Tonsillectomy - Adenotomy	ZS 318/00
Laryngectomy	ZS 319/00
Laryngofissure	ZS 320/00
Panendoscopy Basic	ZS 321/00
Tracheostomy	ZS 322/00
Basic Neck Dissection	ZS 323/00
Tracheotomy Basic	ZS 324/00
Thyroidectomy	ZS 325/00

ENT Maxillo Facial Sets

Sinuslifting	ZS 330/00
Maxillo Facial	ZS 331/00

ENT Plastic Face Sets

Facelift Endoscopy	ZS 345/00
Rhytidectomy	ZS 346/00
Palatoplasty (Cleft Palate)	ZS 347/00

ENT Plastic Special Sets

Hair Transplantation	ZS 355/00
Skin Graft	ZS 356/00



INFORMATION PLUS



nopa[®] instruments
traditionally modern

nopa instruments

Medizintechnik GmbH
Weilatten 7-9
78532 Tuttlingen/Germany

Tel. +49 7462 9490-0
Fax +49 7462 9490-90
info@[nopa.de](mailto:info@nopa.de)
www.nopa.de

Herstellung und Verkauf chirurgischer
und endoskopischer Instrumente.
Manufacture and Sales of Surgical
and Endoscopic Instruments.



10/2019